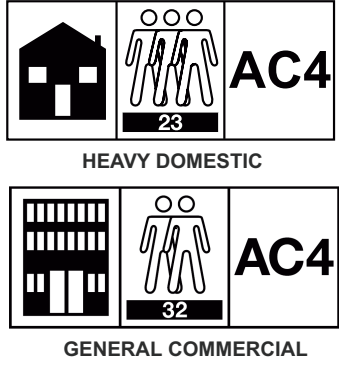






## PRODUCT DESCRIPTION

PROPERTY	INFO	CLASS 32
Dimension	1285 x 192 x 12.0mm	 <p>HEAVY DOMESTIC</p> <p>GENERAL COMMERCIAL</p>   <p>The mark of responsible forestry</p>
Package	6 pieces per carton = 1.48m <sup>2</sup> correspondingly 15kg 48 cartons per pallet = 71.04m <sup>2</sup>	
Production	Direct faced laminate flooring / melamine impregnated paper / core high-density fibreboard made using 70% FSC timber certified by BM TRADA under license number C018728	
Laying	Laying without glue Glueless locking system Must be layed as floating floor (see instructions)	
Classification (BS EN 13329)	23: Heavy domestic use 32: General commercial use	


## PRODUCT CHARACTERISTICS HDF-BASE

FACTOR	STANDARD	UNIT	NOMINAL VALUE
Formaldehyde content	EN 622-1	mg/100g	≤ 8 (class E1)
24h swelling	EN 622-5	%	≤ 17%
Bending strength	EN 622-5	N/mm <sup>2</sup>	23
Internal bond	EN 622-5	N/mm <sup>2</sup>	1
Moisture content	EN 622-1	%	4 to 11

## PRODUCT CHARACTERISTICS OF LAMINATED FLOOR CORE-BOARDS CLASS: 23-31

FACTOR	STANDARD	UNIT	NOMINAL VALUE
Abrasion	EN 13329	REVS	AC 4: IP ≥ 4,000
Impact resistance	EN 13329	N & mm	≥ IC 2
Stain resistance	EN 438.2.15	Scale*	Group 1&2: 5 Group 3:4
Thickness swelling	EN 13329	%	≤ 18

\*1-5. 5 being the best value = no visible change



## PRODUCT CHARACTERISTICS FINISHED FLOOR BOARDS

FACTOR	STANDARD	UNIT	NOMINAL VALUE
Thickness of element t	EN 13329	mm	12.0mm nominal +/- 0,5 Max - Min ≤ 0.5
Length of top layer l	EN 13329	mm	currently 0.5
Width of top layer w	EN 13329	mm	w(average) ≤ 0,1
Angular accuracy q	EN 13329	mm	q(max) ≤ 0,2
Edge straightness of Top layer, s	EN 13329	mm/m	s (max) ≤ 0,3
Flatness of the element Width fw	EN 13329	%	fw(concave) ≤ 0,15 fw (convex) ≤ 0,20
Flatness of the element Length fl	EN 13329	%	fl(concave) ≤ 0,50 fl(convex) ≤ 1,00
Joint opening o	EN 13329	mm	o (average) ≤ 0,15 o (max) - o (min) ≤ 0,20
Height difference between elements	EN 13329	mm	h (average) ≤ 0,10 h (max) - h (min) ≤ 015
Dimensional stability	EN 13329	mm	average ≤ 0,9
Light fastness*	EN 20105-A02		Grey scale: ≥ 4
	EN ISO 150-B02		Blue wool scale: ≥ 6
Imprint after constant Loading*	EN 433		no visible change
Surface soundness	EN 311	N/mm <sup>2</sup>	≥ 1,00
Width of decor misalignment	EN 13329	mm	+ / - 4

\* Not tested in the Kronospan Laboratory

## VARIO + 12.0MM DIRECT PRESSED LAMINATE FLOORING

PROPERTY	INFO	CONSTRUCTION
Cover dimensions	1285 x 192 x 12mm	
Carrier material	HDF 11.3mm	
Decor laminate	0.2mm	
Balance	0.1mm	
Abrasion	≥ 4,000	
Packing	6 panels = 1.48m <sup>2</sup> / 48 packages per pallet 288 panels = approx. 71.04m <sup>2</sup> per pallet	
Weight	15kg per package / 740kg per pallet, pallet size 1300 x 820 x 1000mm	
Loading quantity	Truck 32 pallets = approx. 2273m <sup>2</sup>	